DRAWING IS SUBMITTED TO/FOR:
SUBMITTED BY:
☒ FOR APPROVAL
☐ APPROVED w/ COMMENTS
☐ APPROVED
☐ REVISION
☐ FOR PRODUCTION
☐ AS-BUILT
RECEIVED BY: DATE:

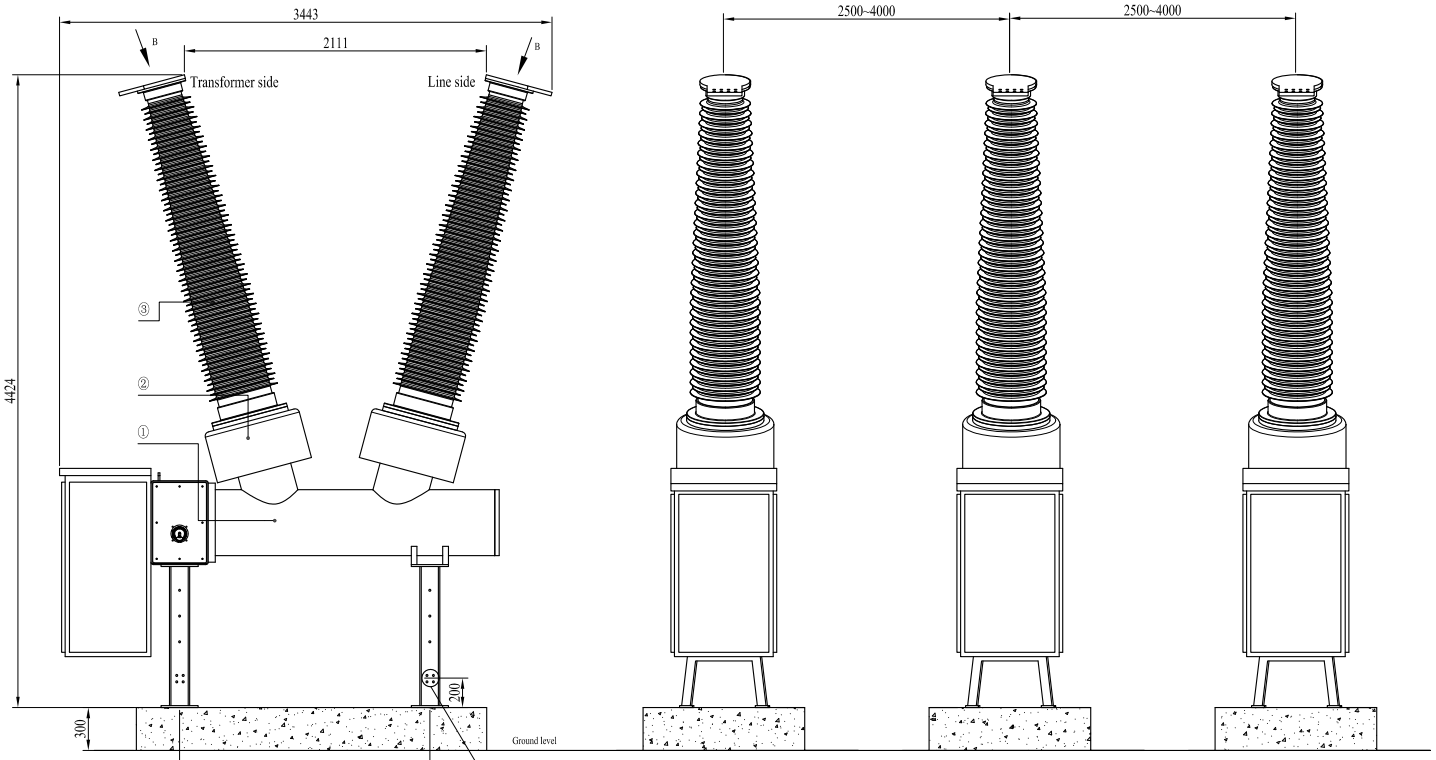

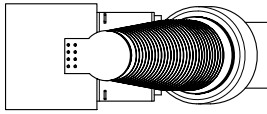

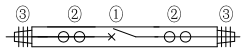

① —— Circuit Breaker
② —— Current Transformmer
③ —— Insulating Bush

Line side	Position	Parameter
	Up	5P20 10VA ?
	Down	5P20 10VA ?

Transformer side	Position	Parameter
	Up	5P20 10VA ?
	Down	0.2 10VA ?

Installation foundation

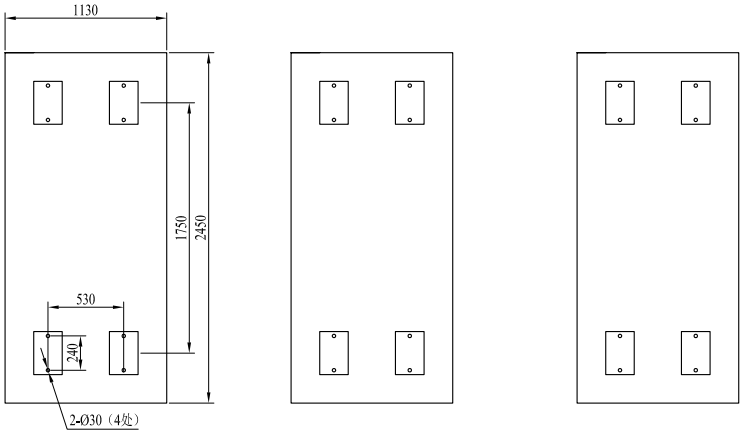

B
Connection terminal
Material :Al alloy

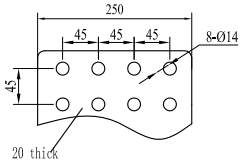

Anchor bolt
(Providing by client)

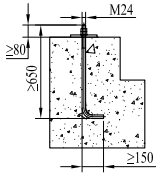

Technical requirements:
1、Total weight:4500 Kg
2、Foundation static load: 45000 N
Foundation dynamic load:
Horizontal direction: 16000N
Vertical direction (upward): 55000N (including self weight);
3、The height difference of the foundation shall not exceed 2mm;
The levelness of each base surface shall not exceed 2mm.

Main technical parameters of the product		
Item	Unit	Parameter
Rated voltage	kV	245
Rated frequency	Hz	50/60
Rated current	A	up to 4000
Rated short-time withstand current, up to 3 s	kA	50
Rated peak withstand current	kA	125
Rated short-duration power-frequency withstand voltage, 1 min	kV	460
Power-frequency withstand voltage, 1 min across open contacts	kV	460
Rated lightning impulse withstand voltage, 1.2/50 μs	kV	1050
Rated lightning impulse withstand voltage, 1.2/50 μs, across open contacts	kV	1050
Rated filling pressure (abs. at 20° C) circuit-breaker / other components	Mpa	0.6/0.6
Minimum functional pressure (abs. at 20° C) circuit-breaker / other components	Mpa	0.5/0.5
Temperature range (ambient)	℃	-30...+40
Type of installation		outdoor
Partial discharge capacity	PC	<5
SF6 leakage rate per year		<0.5%
Maintenance cycle	Year	30

ROCKWILL
WENZHOU ROCKWILL ELECTRIC CO.LTD.

PROJECT:
APPROVED BY:
TITLE
RHD-245

REVISION 01

DRAWN :
DESIGNED & CHECKED BY :
APPROVED :
DATE :
SCALE:
DWG. NO.
FILE :
PAGE
TOTAL PAGE